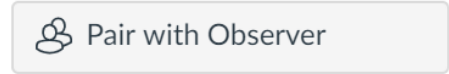


Creating a Canvas Parent Observer Account

You can monitor your child's progress online on Canvas or through the Canvas Parent App.

FIRST: On a COMPUTER

- Visit wasatch.instructure.com (don't just google "Canvas")
- In the top right-hand corner click 'Parent of a Canvas User?'
- Create an account
 - **Note** Your student needs to generate a pairing code by:**
 - Logging into **their** Canvas account,
 - Click their profile icon and then Settings
 - Click Pair with Observer on the right side



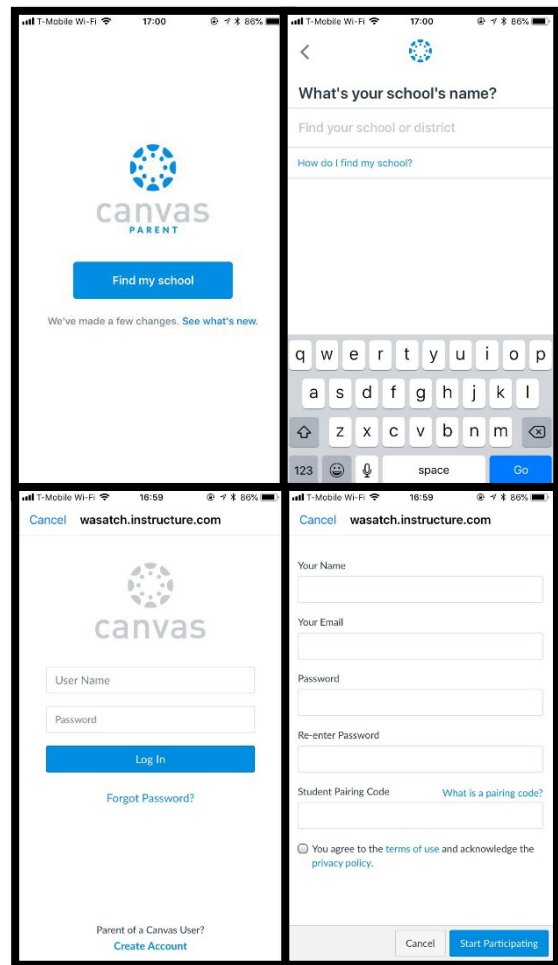
For future reference in logging in, your email address becomes your username.

CANVAS PARENT APP

ANDROID & iOS

- Download Canvas Parent App and open
- Click 'Find my school'
- Type in Wasatch
- At the bottom click 'Create Account'
- Create an account using the pairing code your student generated (see above)

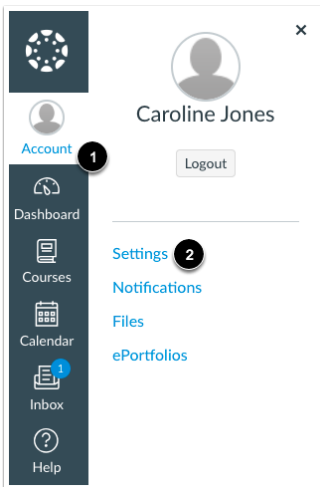
****Note** You will need a student pairing code which your student will generate from their Canvas account. That code will expire in 7 DAYS.**



If you have a [@wasatch.edu](mailto:wasatch.edu) email address you will not be able to use that email to be an observer. A parent account creates different access rights than a teacher/administrator account and therefore the observer option isn't available. So, you will need to create a different account following the instructions above.

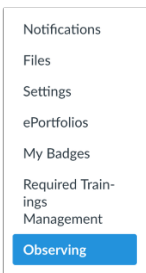
If you already have a parent account here is the link for the instructions to add your student to your account.

Log into Canvas and open user settings



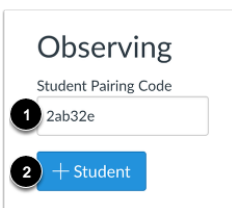
In Global Navigation, click the **Account** link [1], then click the **Settings** link [2].

Open Observing



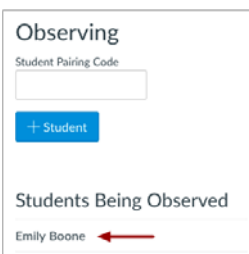
In User Navigation, click the **Observing** link.

Add Student



Type the pairing code in the **Student Pairing Code** field [1] and click the **Add Student** button [2].

View Student



View the paired student.

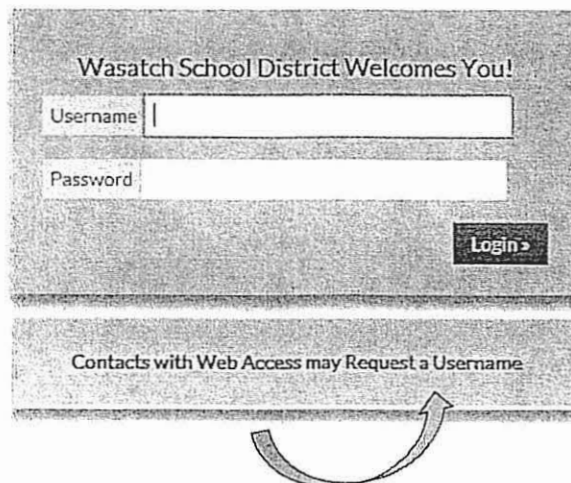
Wasatch COUNTY SCHOOL DISTRICT

To the Parent/Guardian of a Wasatch County School District Student:


We are encouraging parents to create a Parent Account for their children that attend Wasatch School District. The Parent Account allows you a one-stop login for information regarding grades, attendance, contact information and many more important pieces of information concerning your student and Wasatch County Schools. By keeping the information on your Parent Account current, you will be kept informed on any of the latest information you may need to know about your student and will have the ability to interact with teachers and administrators in an efficient manner.

A username and password will be required to access the parent login portal. Prior to that time, you will need to complete the following:

- Proceed to the following website: www.wasatch.edu
- On the right side of the page click on the Quick Link "Student Information System Login."



- If you know your username and password, you can enter it here.
- If you have not set up a username and password, click on Request a Username .
(You will need to know your student's SIS # and birthday. If you need the SIS #, you can obtain it from your student, school or the district office.)
- If you have forgotten your password, click on Forgot your password?
- Once you have successfully logged into the SIS Parent account, please verify and, if needed, update your contact information. Now you will be able to see all of your children's account information from a single login!



Free tutoring services for students

Wasatch High School tutoring in the Library. Internet access is available.

Math: Tuesday 5:30–7:00

English: Wednesday 5:30–7:00

Science: Thursday 5:30–7:00

Free Wasatch Utah Valley University Tutoring services also available.

Math Tutoring

Monday 5:00pm-8:00pm.

Wednesday 3:00pm-7:00pm

Thursday 5:00pm-8:00pm

English Tutoring

Tuesday 4:30pm-6:30pm

Wednesday 2:00pm-3:00pm

Friday 10:45am-11:45am

Academic Success Tips

****Every Monday at T.M.S. from 1:30 - 2:30 is student work time with teachers and / or Parent Teacher Conference time. Take advantage of the extra hour.**

****Make good use of Stretch time on Wednesday - Friday.**

- 1- Establish a specific time and place to do homework daily
- 2- Fill out a Tracking Sheet daily to keep track of assignments
- 3- Get organized! Use folders, clean out your back pack, use a student planner/calendar
- 4- Work on your homework for 20 minutes (distraction free, no phones, TV, etc.) then take a break for 20 minutes. Repeat until homework is completed
- 5- Ask your teachers if you can sit in the front of the class
- 6- Take 10 minutes before you begin homework to come up with a "Plan" and prioritize
- 7- Take notes in class (not just when your teachers require it)
- 8- Establish a folder for each class
- 9- Ask questions when you don't understand something in class
- 10- Check SIS and Canvas Daily
- 11- Do extra credit when it is available
- 12- Talk with your teachers at least weekly to "check in" and see how you are doing
- 13- Contact the teacher the next day if you are absent from their class or before you leave if you know ahead of time
- 14- Read for 20 minutes each day (on top of any required reading)
- 15- Establish an appropriate time to be in bed. Get at least 7 hours of sleep each night
- 16- Eat breakfast every morning
- 17- Join a school club (being in clubs helps you feel involved and invested at school)
- 18- Ask questions and contribute to class discussions daily
- 19- Be aware of assignment deadlines and turn assignments in daily
- 20- Take attendance seriously. A student is considered chronically absent if they miss only **two days of school per month** (18 days in a year), whether the absences are excused or unexcused

Recommended Books

Smart but Scattered written by Richard Guare, Peg Dawson, and Colin Guare

Mindset written by Carol Dweck

7 Habits for Highly Effective Teens written by Sean Covey

Heads up 8th Graders Here Comes College written by Jim Mullen